



S2

RETRACTABLE SCREEN

Effortless Finger-Tip Operation for Smaller Openings

The S2 Screen allows homeowners with smaller openings to enjoy the luxury of inside-outside living, insect protection, fresh air, breezes and uninterrupted views. Designed to fit nearly any door, folding, french or sliding the S2 delivers unparalleled engineering.

Operating with just a fingertip, Centor's unique load balancing technology allows screens to glide smoothly across the entire opening and effortlessly stop at any desired position. When not in use, the screen retracts discreetly into the frame, removing visual distractions to the view outside while also protecting it from damage, dust or dirt.



centor®

S2



Finger-tip operation

Engineered to glide from any height



Unobtrusive

Screens are there when needed & hidden when not



Made to order

Custom-made to your specific requirements



Reduce cooling needs

Screens allow optimal airflow throughout room



TECHNICAL BENEFITS

- Pair with smaller doors or windows, new or existing.
- Operates from any height with one hand so the youngest of family members can operate the screen.
- Screen is fully retained within frame on all sides for total control of insects.
- S2 can be mounted on the inside or outside – drainage holes are added to the sill for externally mounted systems.
- Compact design – low-profile sill, just 19mm or 25mm high.
- Covers are quick and easy to remove to make servicing trouble free.


S2

CONFIGURATIONS


Available in four configurations:




Single | A single screen that extends from one side of the frame and covers the full width of the opening, up to 2070mm wide.



Double | Two screens meeting in the middle of the opening up to 4000mm wide.




XO | A single screen that covers a sliding door opening and stops against the door handle. The second jamb is built into the far wall. XO is also available.




Jambless-OX | A single screen which extends to cover the opening with no jamb against the glass corner. Pairs with corner fixed-lite windows. XO also available.

INSECT SCREEN OPTIONS

Insect mesh is available in two different weave styles to suit varying environmental requirements.



Standard weave | Keeps insects like moths, flies and mosquitoes outside with durable polyester / PVC mesh construction. **Openness: 46%**



Tight weave | Made from the same durable material but feature a smaller aperture to protect against tiny insects like midges. **Openness: 37%**

FRAME COLOURS

Constructed from durable aluminium the frame can be powder-coated in one of our popular colours or customised to colour match existing doors and windows.



Perfect for retro-fit or new build, S2's options of 19mm or 25mm sill height allows easy alignment



Spanning up to 4m wide, S2 can be paired with most popular XO sliding and French doors



S2's slim frame delivers clean, unobtrusive lines and uninterrupted views



With the same cable system as S4, existing installers can fit both screen systems with ease.

Complementary S4 Corner Screen

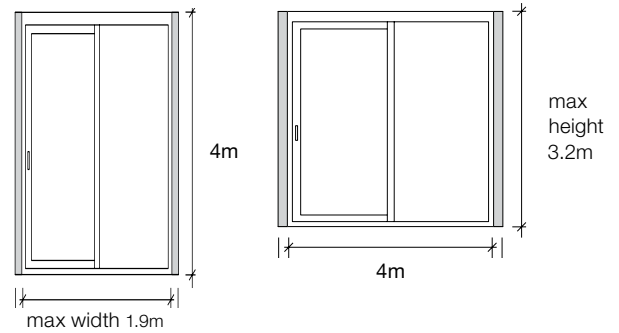


Complementary S4 Screen & Shade System



SIZE CONFIGURATIONS

S2 slimline frame is specially designed for smaller openings paired with XO sliding, French or folding doors.



Maximum Frame Width (mm)							
Sill type	Frame height	Double	Single 70mm Jamb	Single 25mm Jamb	XO 70mm Jamb	XO 25mm Jamb	Jambless
19mm Sill	up to 3200mm	2550mm	1345mm	1300mm	2550mm	2505mm	-
25mm Sill	up to 3200mm	4000mm	2070mm	2025mm	4000mm	3955mm	3933mm
	up to 3700mm	2550mm	1345mm	1300mm	4000mm	3955mm	3933mm
	up to 4000mm	1900mm	1020mm	975mm	4000mm	3955mm	3933mm

Note: The maximum dimensions are affected by total fabric weight and screen tension. To ensure the product operates well, when the screen is wider the maximum height is reduced, and when the screen is taller the maximum width is reduced.